

TSH IRMA KIT

Instruction for use in local language is available at beckmancoulter.com/techdocs.

REVISION HISTORY

Previous version: IFU-IM3712-3713-03	Current version: IFU-IM3712-3713-04
Standard curve (Example of standard curve, do not use for calculation)	(Example of standard curve, do not use for calculation. Use the concentration of calibrators indicated on each vial label. The concentrations are lot specific, check carefully.)
—	Adding Indonesian to the IFU.

REF IM3712, IM3713

FOR PROFESSIONAL USE ONLY

INTENDED PURPOSE

TSH IRMA KIT is an in vitro diagnostic manual medical device intended to be used by healthcare professionals for the quantitative measurement of thyroid-stimulating hormone (TSH) in human serum and plasma. Measurement of thyroid-stimulating hormone is intended to be used for the aid in diagnosis of thyroid disorders and to monitor TSH levels following T4 replacement treatment in hypothyroidism or antithyroid treatment in hyperthyroidism in general population [1, 2, 3, 4, 5].

PRINCIPLE

The immunoradiometric assay of TSH is a sandwich-type assay. Mouse monoclonal antibodies directed against two different epitopes of TSH and hence not competing are used. Samples or calibrators are incubated in tubes coated with the first monoclonal antibody in the presence of the second monoclonal antibody labeled with iodine 125. After incubation, the contents of the tubes are rinsed so as to remove unbound ¹²⁵I-labeled antibody. The bound radioactivity is then determined in a gamma counter. The TSH concentrations in the samples are obtained by interpolation from the standard curve. The concentration of TSH in the samples is directly proportional to the radioactivity.

WARNING AND PRECAUTIONS

General remarks:

- The vials with calibrators and controls should be opened as shortly as possible to avoid excessive evaporation.
- Do not mix the reagents from kits of different lots.
- A standard curve must be established with each assay.
- It is recommended to perform the assay in duplicate.
- Each tube must be used only once.

Basic rules of radiation safety

The purchase, possession, utilization, and transfer of radioactive material is subject to the regulations of the country of use. Adherence to the basic rules of radiation safety should provide adequate protection:

- No eating, drinking, smoking or application of cosmetics should be carried out in the presence of radioactive materials.
- No pipetting of radioactive solutions by mouth.
- Avoid all contact with radioactive materials by using gloves and laboratory overalls.
- All manipulation of radioactive substances should be done in an appropriate place, distant from corridors and other busy places.
- Radioactive materials should be stored in the container provided in a designated area.
- A record of receipt and storage of all radioactive products should be kept up to date.
- Laboratory equipment and glassware which are subject to contamination should be segregated to prevent cross-contamination of different radioisotopes.
- Each case of radioactive contamination or loss of radioactive material should be resolved according to established procedures.
- Radioactive waste should be handled according to the rules established in the country of use.

Sodium azide

Some reagents contain sodium azide as a preservative. Sodium azide can react with lead, copper or brass to form explosive metal azides. Sodium azide disposal must be in accordance with appropriate local regulations.

Materials of human origin

The materials of human origin, contained in this kit, were found negative for the presence of antibodies to HIV 1 and HIV 2, antibodies to HCV, as well as of Hepatitis B surface antigen (HBsAg). However, they should be handled as if capable of transmitting disease. No known test method can offer total assurance that no virus is present. Handle this kit with all necessary precautions.

All patient specimens should be handled as potentially infectious and waste should be discarded according to the country rules.

GHS HAZARD CLASSIFICATION

Wash Solution U (20X)

DANGER



H360

P201

P280

P308+P313

May damage fertility or the unborn child.

Obtain special instructions before use.

Wear protective gloves, protective clothing and eye/face protection.

IF exposed or concerned: Get medical advice/attention.

Boric Acid 0.1 - < 0.3%

Sodium Borate Decahydrate 0.1 - < 0.3%



Safety Data Sheet is available at beckmancoulter.com/techdocs

SPECIMEN COLLECTION, PROCESSING, STORAGE AND DILUTION

- Serum or EDTA plasma are the recommended sample types.
- Allow serum samples to clot completely before centrifugation.
- Serum and plasma samples may be stored at 2-8°C, if the assay is to be performed within 24 hours. For longer storage keep frozen (at < -18°C, 1 year maximum), after aliquoting so as to avoid repeated freezing and thawing. Thawing of sample should be performed at room temperature.
- If samples have concentrations greater than the highest calibrator, they must be diluted into the zero calibrator.

Serum and EDTA plasma values for 35 samples (serum values ranging from 0.73 to 12.65 mIU/L) were compared using the IM3712 TSH IRMA KIT. Results are as follows:

[EDTA-plasma] = 0.9739[serum]+0.0145

R = 0.9981

MATERIALS PROVIDED

All reagents of the kit are stable until the expiry date indicated on the kit label, if stored at 2-8°C. Expiry dates printed on vial labels apply to the long-term storage of components by the manufacturer only, prior to assembly of the kit. Do not take into account.

Storage conditions for reagents after reconstitution or dilution are indicated in paragraph Procedure.

Kit for determination of TSH, 100 tubes (REF. IM3712)

Tubes: 2 x 50 (ready-to-use)

¹²⁵I-Tracer: one 11 mL vial (ready-to-use)

The vial contains 515 kBq, at the date of manufacture, of ¹²⁵I-labeled immunoglobulins in buffer containing bovine serum albumin, sodium azide (<0.1%), and a dye.

Calibrators: seven 1 mL vials (ready-to-use)

The calibrator vials contain from 0 to approximately 50 mIU/L of TSH in bovine serum with sodium azide (<0.1%). The exact concentration is indicated on each vial label. Calibrators are traceable to international standard, WHO 3rd IS 2003 81/565.

The 100 mIU/L calibrator (5 x 1.0 mL) may be ordered separately, too (REF. B69513).

Control samples: two vials (lyophilized)

The vials contain TSH lyophilized in bovine serum. The concentration range is indicated on a supplement. The control samples are traceable to the international standard, WHO 3rd IS 2003 81/565.

Wash solution U (20X): one 50 mL vial

Concentrated solution has to be diluted before use. It may be ordered separately, too (REF. A54825).

Kit for determination of TSH (400 tubes, REF. IM3713)

Tubes: 8 x 50 (ready-to-use)

¹²⁵I-Tracer: four 11 mL vials (ready-to-use)

Calibrators: seven 1 mL vials (ready-to-use)

Control samples: two vials (lyophilized)

Wash solution (20X): two 50 mL vials

MATERIALS REQUIRED, BUT NOT PROVIDED

In addition to standard laboratory equipment, the following items are required:

- Precision micropipette (100 µL).
- Semi-automatic pipette (100 µL, 2 mL).
- Vortex type mixer.
- Horizontal or orbital shaker.
- Aspiration system.
- Gamma counter set for ¹²⁵I.

PROCEDURE

Preparation of reagents

Let all the reagents come to room temperature.

Reconstitution of control samples

The content of the vials is reconstituted with the volume of distilled water indicated on the label. Wait for 30 min following reconstitution and mix gently to avoid foaming before dispensing. Store the reconstituted solutions at 2-8°C for one day or aliquoted at < -18°C for a longer time, until the expiry date of the kit.

Preparation of the wash solution

Pour the content of the vial into 950 mL of distilled water and homogenize. The diluted solution may be stored at 2-8°C until the expiry date of the kit.

Assay procedure

Step 1 Additions*	Step 2 Incubation**	Step 3 Counting
To coated tubes, add successively: 100 µL of calibrator, control or sample and 100 µL of tracer. Vortex gently 1-2 seconds.	Incubate 1 hour at 18-25°C with shaking (≥ 280 rpm).	Aspirate carefully the content of tubes (except the 2 tubes «total cpm») Wash twice with 2 mL of wash solution. Count bound cpm (B) and total cpm (T) for 1 min.

* Add 100 µL of tracer to 2 additional tubes to obtain total cpm.

** An incubation time of 30 min at room temperature is sufficient if the test is performed automatically.

RESULTS

Results are obtained from the calibrator curve by interpolation. The curve serves for the determination of analyte concentrations in samples measured at the same time as the calibrators.

Standard curve

The results in the quality control department were calculated using *spline* curve fit with log of determined radioactivity ($cpm_{cal} - cpm_{cal0}$) or B/T after subtraction of Blank on the vertical axis and log of analyte concentration of the calibrators on the horizontal axis.

Other calculation methods may give slightly different results.

Total activity: 193,875 cpm				
Calibrators	TSH (mIU/L)	cpm (n = 3)	B/T (%)	$cpm_{cal} - cpm_{cal0}$
0	0	48	-	-
1	0.15	301	0.13	253
2	0.50	882	0.43	834
3	1.50	2,456	1.24	2,408
4	5.00	7,799	4.00	7,751
5	15.0	21,889	11.3	21,841
6	50.0	60,513	31.2	60,465

(Example of standard curve, do not use for calculation. Use the concentration of calibrators indicated on each vial label. The concentrations are lot specific, check carefully.)

Samples

For each sample, locate cpm ($cpm_{sample} - cpm_{cal0}$) or B/T after subtraction of Blank on the vertical axis and read off the corresponding analyte concentration on the horizontal axis.

EXPECTED VALUES

We recommend each laboratory to establish its own reference values. The following values obtained from healthy subjects are indicative only.

Euthyroid (n = 127)	0.17 - 4.05 mIU/L
Hyperthyroid (n = 71)	≤ 0.15 mIU/L
Untreated hypothyroid (n = 58)	> 5 mIU/L

QUALITY CONTROL

Good laboratory practices imply that control samples be used regularly to ensure the quality of the results obtained. These samples must be processed exactly in the same way as the assay samples, and it is recommended that their results be analyzed using appropriate statistical methods.

Failure to obtain the appropriate values for controls may indicate imprecise manipulations, improper sample handling or deterioration of reagents.

In case of packaging deterioration or if data obtained show some performance alteration, please contact your local distributor or use the following e-mail address: imunochem@beckman.com

According to EU regulation 2017/746, any serious incident that has occurred in relation to the device shall be reported to the manufacturer and the competent authority of EU Member State in which the user and/or patient is located.

PERFORMANCE CHARACTERISTICS

(For more details, see the data sheet "APPENDIX")

Representative data are provided for illustration only. Performance obtained in individual laboratories may vary.

Sensitivity

Analytical sensitivity: 0.04 mIU/L

Functional sensitivity: 0.141 mIU/L

Specificity

The antibody used in the immunoassay is highly specific for TSH. Extremely low cross reactivities were obtained against several related molecules (LH, FSH, hCG, GH, Prolactin).

Precision

Intra-assay

Samples were assayed 10 times in the same series. The coefficients of variation were found below or equal to 3.7% for serum samples.

Inter-assay

Samples were assayed in duplicate in 16 different series. The coefficients of variation were found below or equal to 8.6% for serum samples.

Accuracy

Dilution test

High-concentration samples were serially diluted with the zero calibrator. The recovery percentages obtained were between 92.7% and 109%.

Recovery test

Low-concentration samples were spiked with known quantities of TSH. The recovery percentages obtained were between 99.4% and 107%.

Measurement range (from analytical sensitivity to the highest calibrator): 0.04 to approximately 50 mIU/L.

LIMITATIONS

Failure to follow these instructions for use (IFU) may significantly affect results.

Results should be interpreted in the light of the total clinical presentation of the patient, including clinical history, data from additional tests and other appropriate information.

Do not use hemolyzed, lipemic or icteric samples. For more details, see Appendix, § Interference.

In immunoassays, the possibility exists for interference by heterophile antibodies in the patient sample. Patients who have been regularly exposed to animals or have received immunotherapy or diagnostic procedures utilizing immunoglobulins or immunoglobulin fragments may produce antibodies, e.g. HAMA, that interfere with immunoassays. Immunoassays may be also affected by presence of anti-avidin or anti-streptavidin antibodies, as well as by the presence of autoantibodies directed against the determined analyte. Such interfering antibodies may cause erroneous results. Carefully evaluate the results of patients suspected of having these antibodies [6, 7, 8].

Shortage of incubation time to 30 minutes was tested on SR300 instrument. Performance characteristics of the assay are not guaranteed if different automate is used.

APPENDIX

PERFORMANCE CHARACTERISTICS

Representative data are provided for illustration only. Performance obtained in individual laboratories may vary.

Interference

Serum samples containing TSH concentrations (low and high) were spiked with multiple concentrations of the substances listed below and assayed using TSH IRMA KIT. Values were calculated as described in CLSI EP07, 3rd ed. [9]. Interference was determined by testing controls (no interfering substance added) and matched test samples (with interfering substance added). No interference (defined as a shift in dose > 15 %) was found for addition of interferent up to concentration stated in the table below.

Interferent	Test concentration
Biotin	1,520 ng/mL
Conjugated bilirubin	272.3 µg/mL
Hemoglobin	4,523 µg/mL
Triglycerides	21.80 mg/mL
Unconjugated bilirubin	425.3 µg/mL

In spite of hemoglobin, bilirubin (conjugated, unconjugated) and triglyceride interference data in the table, we advise to avoid using hemolyzed, lipemic or icteric samples.

Specificity

Data on cross-reactivity with several hormones are presented in the following table:

Cross-reactivity (%) = TSH concentration (for $B/B_{max} = 0.5$) x 100 / Hormone concentration (for $B/B_{max} = 0.5$)

Hormone	Cross-reactivity (%)
TSH	100
LH	ND
FSH	ND
hCG	ND
GH	ND
Prolactin	ND

ND = Non-detectable (<0.1%)

Precision

Intra-assay

Serum samples	S1	S2	S3	S4
Number of determinations	10	10	10	10
Mean value (mIU/L)	2.02	5.83	10.0	42.0
CV (%)	3.0	2.5	3.2	3.7

EDTA plasma samples	P1	P2	P3
Number of determinations	25	25	25
Mean value (mIU/L)	1.15	8.30	31.32
CV (%)	3.47	1.88	2.77

Inter-assay

Serum samples	S1	S2	S3
Number of determinations	16	16	16
Mean value (mIU/L)	3.10	9.7	39.6
CV (%)	8.6	5.7	2.8

EDTA plasma samples	P1	P2	P3
Number of determinations	10	10	10
Mean value (mIU/L)	1.52	18.5	33.4
CV (%)	3.36	4.36	1.76

Accuracy**Dilution test**

Samples were diluted in zero calibrator and assayed according to the assay procedure of the kit.

Serum	Dilution factor	TSH (mIU/L)		Ratio (%) Measured/ Expected
		Measured	Expected	
S1	-	47.9	-	-
	1:2	22.4	23.95	93.5
	1:4	11.1	11.98	92.7
	1:8	5.8	5.99	96.9
	1:16	3.0	3.0	100.0
S2	-	18.3	-	-
	1:2	9.3	9.15	101.6
	1:4	4.6	4.58	100.5
	1:8	2.5	2.29	109.3
	1:16	1.2	1.14	105.0
S3	-	49.7	-	-
	1:2	24.5	24.85	98.6
	1:4	12.5	12.43	100.6
	1:8	6.1	6.21	98.2
	1:16	3.2	3.11	103.0

EDTA plasma	Dilution factor	TSH (mIU/L)		Ratio (%) Measured/ Expected
		Measured	Expected	
P1	-	6.23	-	-
	1:2	3.10	3.12	99.52
	1:4	1.63	1.56	104.7
	1:8	0.75	0.78	96.31
	1:16	0.40	0.39	102.7
	1:32	0.22	0.19	113.0
P2	-	7.81	-	-
	1:2	3.99	3.91	102.2
	1:4	1.93	1.95	98.85
	1:8	0.98	0.98	100.4
	1:16	0.49	0.49	100.4
	1:32	0.24	0.24	98.34
P3	-	7.53	-	-
	1:2	3.78	3.77	100.4
	1:4	1.85	1.88	98.27
	1:8	1.00	0.94	106.2
	1:16	0.45	0.47	95.62
	1:32	0.22	0.24	93.49
P4	-	8.86	-	-
	1:2	4.48	4.43	101.1
	1:4	2.22	2.22	100.2
	1:8	1.13	1.11	102.0
	1:16	0.56	0.55	101.1
	1:32	0.32	0.28	115.6
P5	-	6.77	-	-
	1:2	3.32	3.39	98.08
	1:4	1.62	1.69	95.72
	1:8	0.83	0.85	98.08
	1:16	0.43	0.42	101.6
	1:32	0.24	0.21	113.4

Recovery test

Samples were spiked with known quantities of TSH and assayed according to the assay procedure of the kit.

Serum	Endogen. conc.	Added conc.	Expected conc.	Measured conc.	Ratio (%) Measured/ Expected
	(mIU/L)				
S1	17.79	5.63	23.42	23.79	101.6
	17.36	16.67	34.03	35.75	105.1
	16.75	32.17	48.92	51.70	105.7
S2	6.58	2.93	9.50	9.57	100.7
	6.50	8.67	15.16	15.83	104.4
	6.38	17.01	23.39	25.06	107.2
S3	4.81	1.65	6.46	6.59	102.0
	4.78	4.73	9.52	9.91	104.2
	4.73	9.37	14.10	14.99	106.3
S4	3.20	1.04	4.24	4.27	100.7
	3.06	2.99	6.05	6.10	100.8
	3.22	6.35	9.58	9.83	102.7
S5	1.37	0.46	1.82	1.86	102.1
	1.34	1.36	2.70	2.68	99.39
	1.30	2.64	3.94	4.07	103.4

EDTA plasma	Endogen. conc.	Added conc.	Expected conc.	Measured conc.	Ratio (%) Measured/ Expected
	(mIU/L)				
P1	3.43	1.22	4.65	4.60	98.85
	3.35	2.38	5.73	5.63	98.20
	3.20	4.55	7.75	7.43	95.93
P2	3.07	1.22	4.29	4.33	100.9
	3.00	2.38	5.38	5.57	103.5
	2.86	4.55	7.41	7.42	100.2
P3	1.70	1.22	2.92	2.87	98.39
	1.66	2.38	4.04	4.09	101.3
	1.58	4.55	6.13	6.03	98.41
P4	4.75	1.22	5.97	5.94	99.49
	4.64	2.38	7.02	7.21	102.7
	4.43	4.55	8.97	9.11	101.5
P5	1.25	1.22	2.47	2.55	103.3
	1.22	2.38	3.60	3.62	100.6
	1.16	4.55	5.71	6.01	105.3

¹²⁵I Characteristics

$T_{1/2} (^{125}\text{I}) = 1443 \text{ h} = 60.14 \text{ d}$

¹²⁵ I	E (MeV)	%
γ	0.035	6.5
K _α X-ray	0.027	112.5
K _β X-ray	0.031	25.4


Symbols Key


DANGER Danger / Danger / Gefahr / Pericolo / Peligro / Perigo / Fara / Κίνδυνος / 危險 / Pavojus / Veszély! / Niebezpieczeństwo / Nebezpečí / Nebezpečnostvo / 위험 / Tehlike / Опасно! / Опасност / 危險

REF Product Reference / Référence du produit / Produktreferenz / Riferimento prodotto / Número de referencia del producto / Referência do produto / Produktreferens / Κωδικός αναφοράς προϊόντος / 产品参考 / Gaminio nuoroda / Termékszám / Dane referencyjne produktu / Reference k produktu / Referenčné označenie výrobku / 제품 참조 자료 / Úrün Referansı / Ссылка на продукт / Референца за производ / 產品參考

IVD In Vitro Diagnostic / Diagnostic in vitro / In-vitro-Diagnostikum / Diagnostica in vitro / Para diagnóstico in vitro / Diagnóstico in vitro / InVitro-diagnostik / Για διάγνωση in vitro / 体外诊断 / In vitro diagnostika / In vitro diagnosztikai felhasználásra / Diagnostyka in vitro / Diagnostika in vitro / 체외 진단 / In Vitro Diagnostik / Диагностика in vitro / За ин витро диагностика / 體外診斷


CONTENTS Contents / Contenu / Inhalt / Contenuto / Contenido / Conteúdo / Περιεχόμενο / 组成 / Rinkinio sudėtis / Tartalom / Zawartość / Obsah / Obsah / 내용물 / İçindekiler / Содержание / Съдържание / 目錄


 Manufactured by / Fabriqué par / Hergestellt von / Prodotto da / Fabricado por / Tillverkas av / Κατασκευαστής / 制造商 / Gamintojas / Gyártó / Producent / Výrobce / Výrobca / 제조 / Üretici / Изготовлено / Произведено от / 製造商


 Contains sufficient for <n> tests / Contenu suffisant pour "n" tests / Inhalt ausreichend für <n> Prüfungen / Contenuto sufficiente per "n" saggi / Contenido suficiente para <n> ensayos / Conteúdo suficiente para "n" ensaios / Räcker till "n" antal tester / Περιεχόμενο επαρκές για "n" εξετάσεις / 含量足够 <n> 次测试 / Turinio pakanka <n > tyrim / <n> teszthez elegendő mennyiséget tartalmaz / Zawartość wystarcza na <n> testów / Lze použít pro <n> testů / Obsah vystačí na <n > testov / <n> 테스트에 대해 충분한 양 포함 / <n> sayıda test için yeterlidir / Содержит достаточно для количества тестов: <n> / Съдържа достатъчно за <n> теста / 内容物足夠執行 <n> 次測試


CE CE Mark / Marquage CE / CE-Kennzeichnung / Marchio CE / Marcado CE / Marcação CE / CE-märkning / Σήμανση CE / CE 标志 / CE ženklas / CE jelzés / Znak CE / Značka CE / Označenie CE / CE 표시 / CE İşareti / Маркировка CE / CE маркировка / CE 標識

SDS Safety Data Sheet / Fiche technique santé-sécurité / Sicherheitsdatenblatt / Scheda dati di sicurezza / Hoja de datos de seguridad / Ficha de Dados de Segurança / Säkerhetsdatablad / Φύλλο Δεδομένων Ασφάλειας / 安全数据单 / Saugos duomenų lapas / Biztonsági adatlap / Karta Charakterystyki Bezpieczeństwa / Bezpečnostní list / Bezpečnostný list / 안전보건자료 / Güvenlik Bilgi Formu / Паспорт безопасности / Информационен Лист За Безопасност / 安全性資料表


 Consult Instructions for Use / Consultez le mode d'emploi / Siehe Gebrauchsanweisung / Consultare le istruzioni per l'uso / Consulte las Instrucciones de uso / Instruções de utilização / Konsultera bruksanvisning / Συμβουλευτείτε τις οδηγίες χρήσης / 请参阅使用说明 / Skaitykite naudojimo instrukciją / Olvassa el a használati utasítást / Zapoznać się z instrukcją użycia / Postupujte podle návodu k použití / Prečítajte si návod na použitie / 사용 안내 문의 / Kullanna Talimatna Başvurun / Обратитесь к инструкциям / Вижте Инструкциите за употреба / 請參閱使用說明


 Temperature range(s) / Plage(s) de température / Temperaturbereich(e) / Intervallo/i di temperatura / Intervalo(s) de temperatura / Intervalo(s) de temperatura / Temperaturintervall / Εύρος(-η) θερμοκρασίας / 溫度範圍 / Temperatūros diapazonas (-ai) / Hőmérséklet-tartomány(ok) / Zakres(y) temperatury / Rozsahy teplot / Rozsah(y) teploty / 온도 범위 / Sıcaklık aralıkları / Диапазон(-ы) температуры / Температурен(ни) диапазон(и) / 溫度範圍 請參閱使用說明


 Caution / Précaution / Achtung / Attenzione / Precaución / Atenção / Försiktighet / Προσοχή / 注意事項 / İspjimas / Figyelem / Uwaga / Upozornění / Upozornenie / 주의 / Dikkat / Внимание / 注意

 Expiration Date / Date D'expiration / Verfallsdatum, Verw. bis: / Data Di Scadenza / Fecha De Caducidad / Data de validade / Utgångsdatum / Ημερομηνία λήξης / 失效日期 / Galiojimo data / Lejárati idő / Data ważności / Datum expirace / Dátum expirácie / 만료 날짜 / Son Kullanna Tarihi / Срок годности / Срок на годност / 到期日

LOT Lot Number / Numéro de lot / Chargennummer / Numero di lotto / Lote número / Número de lote / Satsnummer / Αριθ. παρτίδας / 批次号 / partijos numeris / Tételszám / Numer serii / Číslo šarže / 로트 번호 / Lot Numarası / Номер партии / Номер на партида / 批號

 Date of Manufacture / Date de Fabrication / Herstellungsdatum / Data di Fabbricazione / Fecha de Fabricación / Data de Fabrico / Produktionsdatum / Ημερομηνία Παραγωγής / 生产日期 / Pagaminimo Data / Gyártás Dátuma / Data Produkcji / Datum Výroby / Dátum Výroby / 제조 일자 / Üretim Tarihi / Дата Производства / Дата на Производство / 製造日期

 Biohazard / Risque biologique / Biogefährdung / Rischio biologico / Riesgo biológico / Risco biológico / Biologisk fara / Βιολογικός κίνδυνος / 生物危害 / Biologisk fara / Veszélyes biológiai anyag / Zagrożenie biologiczne / Biologické riziko / Biologické riziko / 생물학적 위험 / Biolojik tehlike / Биологическая опасность / Биологична опасност / 生物危害

 Radioactive / Radioactif / Radioaktiv / Radioattivo / Radiactivo / Radioactivo / Radioaktiv / Ραδιενεργό / 放射性 / Radioaktyvioji medžiaga / Radioaktiv / Radioaktywny / Radioaktivní / Rádioaktivny / 방사성 / Radyoaktif / Радиоактивный / Радиоактивен / 具放射性

Ag ^{125I} Tracer / Traceur / Tracer / Marcato / Trazador / Marcador / Tracer / Ανιχνευτής / 追踪剂 / Atsekamoji medžiaga / Nyomjelző / Znacznik / Radioindikátor / Indikátor (tracer) / 트레이서 / Tracer Iar / метка / Индикатор / 追蹤劑

Ab ^{125I}

CAL Calibrator / Calibrateur / Kalibrator / Calibratore / Calibrador / Calibrador / Kalibrator / Βαθμονομητής / 校准品 / Kalibravimo medžiaga / Kalibrátor / Kalibrator / kalibrátor / Kalibrátor / 보정 물질 / Kalibrätör / Калибратор / Калибратор / 校正液

CAL 0

CTRL Control / Contrôle / Kontrolle / Controllo / Control / Controllo / Kontrolle / Μάρτυρας / 质控品 / Kontrolliné / Kontroll / Kontrola / Kontrola / Kontrola / 정도관리 / Kontrol / Контроль / Контролна / 質控品

TUBE Tubes / tubes / Röhrchen / provette / tubos / Tubos de amostra / Provrör / σωληνάρια / 试管 / Mégintüveliai / Csövek / Probówki / Zkumavky / Skúmavky / 튜브 / Tüpler / пробирки / Епруветки / 試管

IFU Instruction for Use / Mode d'emploi / Gebrauchsanweisung / Istruzioni per l'uso / Instrucciones de uso / Instruções de utilização / Bruksanvisning / Οδηγίες χρήσης / 使用说明 / Naudojimo instrukcija / Használati utasítás / Instrukcja użycia / Návod k použití / Návod na použitie / 사용 안내 / Kullanna Talimati / Инструкции / Инструкции за употреба / 使用說明

SOLN **WASH** **20X** Wash Solution Concentrate 20X / Solution de lavage concentrée 20X / Waschlösungskonzentrat 20X / Concentrato di soluzione di lavaggio 20X / Solución de lavado concentrada 20X / Concentrado de solução de lavagem 20X / Tvättlösningsskoncentrat 20X / Συμπυκνωμένο διάλυμα πλύσης 20X / 浓缩清洗液 20X / Plovimo tirpalo koncentratas 20X / 20X mosóoldat-koncentrátum / Koncentrat 20X roztworu płuczącego / Koncentrát mycího roztoku 20X / Koncentrát premyývacieho roztoku 20X / 농축 세척액(20배) / Yıkama Çözeltisi Konsantresi 20X / Концентрат промывочного раствора 20X / Концентрат на разтвор за промиване 20X / 清洗溶液濃縮 20X

REFERENCES

1. Alexander EK, Pearce EN, Brent GA, Brown RS, Chen H, Dosiou C, et al. 2017 Guidelines of the American Thyroid Association for the Diagnosis and Management of Thyroid Disease During Pregnancy and the Postpartum. *Thyroid*. 2017 Mar;27(3):315–89.
2. Bartalena L, Baldeschi L, Boboridis K, Eckstein A, Kahaly GJ, Marcocci C, et al.; European Group on Graves' Orbitopathy (EUGOGO). The 2016 European Thyroid Association/European Group on Graves' Orbitopathy Guidelines for the Management of Graves' Orbitopathy. *Eur Thyroid J*. 2016 Mar;5(1): 9–26.
3. Jonklaas J, Bianco AC, Bauer AJ, Burman KD, Cappola AR, Celi FS, et al.; American Thyroid Association Task Force on Thyroid Hormone Replacement. Guidelines for the treatment of hypothyroidism: prepared by the American thyroid association task force on thyroid hormone replacement. *Thyroid*. 2014 Dec; 24(12):1670–751.
4. Lazarus J, Brown RS, Daumerie C, Hubalewska-Dydejczyk A, Negro R, Vaidya B. 2014 European thyroid association guidelines for the management of subclinical hypothyroidism in pregnancy and in children. *Eur Thyroid J*. 2014 Jun;3(2):76–94.
5. Ross DS, Burch HB, Cooper DS, Greenlee MC, Laurberg P, Maia AL, et al. 2016 American Thyroid Association Guidelines for Diagnosis and Management of Hyperthyroidism and Other Causes of Thyrotoxicosis. *Thyroid*. 2016 Oct;26(10):1343–421.
6. J Bjerner et al. - Immunometric Assay Interference - Incidence and Prevention; *Clin Chem* 48;4; 613-621, 2002
7. L J Kricka - Interferences in Immunoassay - Still a Threat; *Clin Chem* 46, No. 8, 2000
8. A. Dasgupta: Biotin and Other Interferences in Immunoassays – A Concise Guide. Elsevier, St. Louis, 2019
9. Approved Guideline - Interference Testing in Clinical Chemistry, EP07 3rd Edition. April 2018. Clinical and Laboratory Standards Institute.



IMMUNOTECH s.r.o., Radiova 1122/1, 102 00 Prague 10, Czech Republic
www.beckmancoulter.com